

finger puppets for you from:

WIDE OPEN

Children's Theatre
2011/12 Season




www.wideopen.ca

Alice In Wonderland

December 15th - 22nd, 2011

Alice falls down, down, down into a land of wonder, a place filled with white rabbits, mock turtles, screaming queens and mad hatters. Join Wide Open as they present this tale for all ages using the unique technique of rod puppets and black theatre. A perfect outing for the whole family over the holiday season.

Presented in partnership with Live Five.



How to make Finger Puppets:

1. Print puppets on card stock (or glue them to construction paper after you print).

 2. Cut them out.

3. Cut a band of card stock or construction paper approximately 3/4" x 3"



4. Glue/Tape band into a circle to slip over your finger.



5. Attach puppet to band with glue or tape.



6. Have a puppet show!

©Wide Open Children's Theatre
www.wideopen.ca